



## Delay Line



### Description:

The XDL09-9-204 is a surface mount delay line that uses a slow wave coupling structure that maximizes the amount of delay per unit area over other distributed delay structures. The XDL09-9-204 can be used in amplifier linearization applications from 869 – 894 MHz. The XDL09-9-204 is ideal for the delay element required in the main loop of feed forward amplifiers. The Xinger® delay lines are a low cost, high quality alternative to the traditional coaxial and filter solutions presently available. Parts have been subjected to rigorous qualification testing and units are 100% tested. Produced with 5 of 6 tin lead.

### Electrical Specifications:

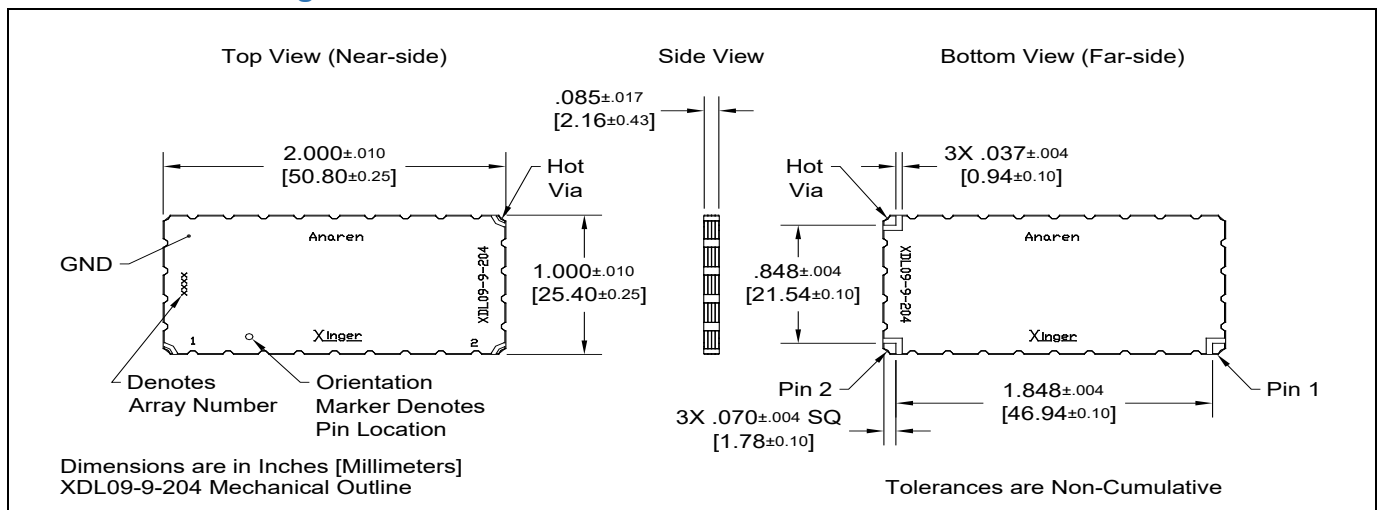
#### Features:

- Production Friendly
- Consistent Delay
- Stable over Temperature
- Surface Mountable
- Available in Tape & Reel
- Non-Lead Solder Paste Compatible
- 100% Tested

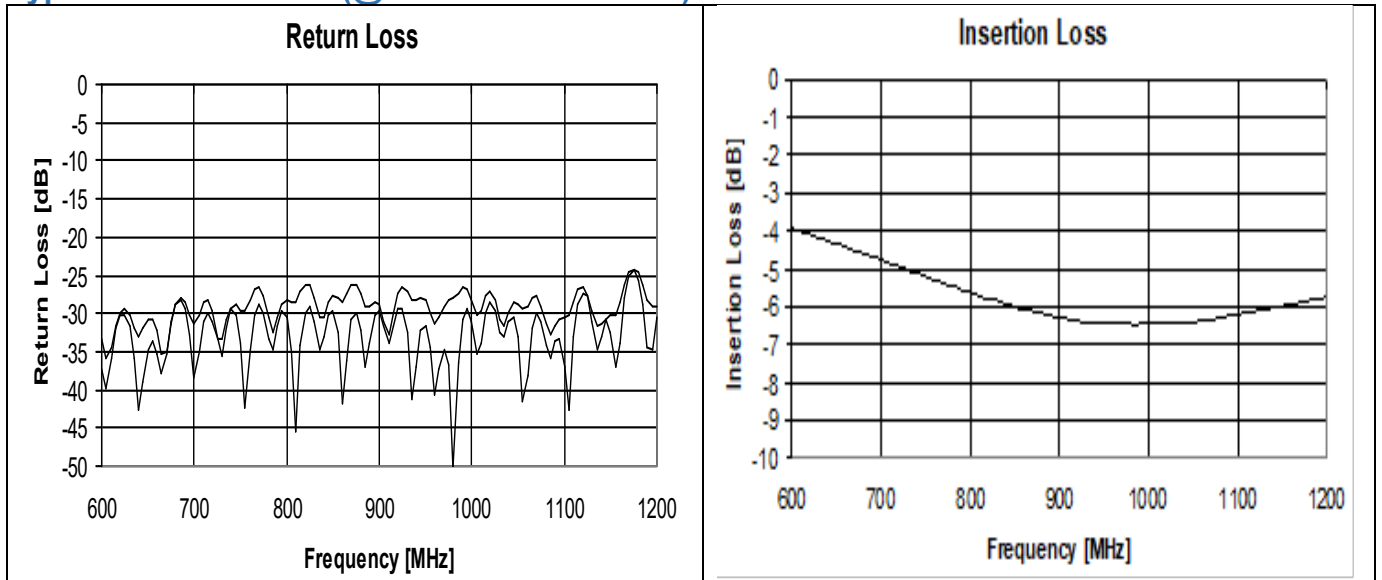
Frequency (MHz.)	869-894
Mean Delay (nS)	20.25±0.40
Deviation from Linear Phase (Degrees Max)	±1.00
Amplitude Flatness (dB p-p)	0.20
Return Loss (dB min)	20
Insertion Loss (dB/nS)	0.35
Power Handling (Watts)	1
Operating Temp. (°C)	-55 to +85

Specification based on performance of unit properly installed on microstrip printed circuit boards with 50 Ω nominal impedance. Specifications subject to change without notice

### Mechanical Drawing:



**Typical Performance: (@ 25°C on test board)**



**Average Delay**

The average delay is defined as the group delay of the input signal through the delay line. The lot-to-lot variation is reflected in the plus/minus tolerance given in specifications.

Refer to TTM Application Note AAN-232 for further information on Xinger delay lines.

**Packaging and Ordering Information:**

Parts are available in both reel and tube. Packaging follows EIA 481-2. Parts are oriented in tape and reel as shown below. Minimum order quantities are 300 per reel and 11 per tube.

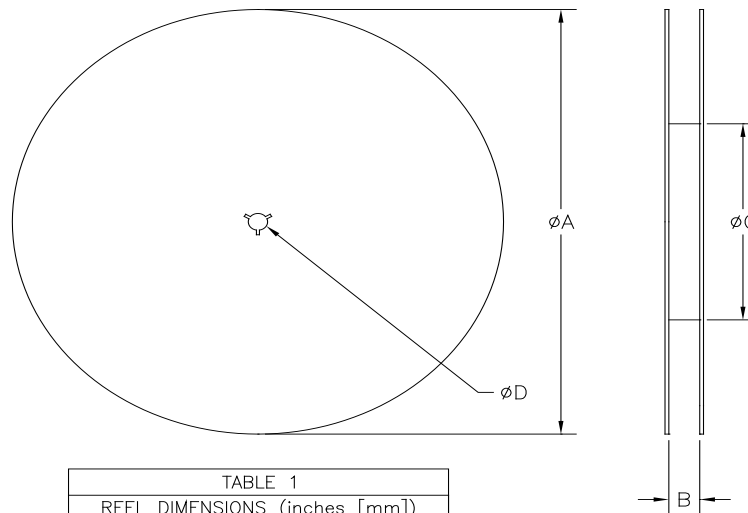
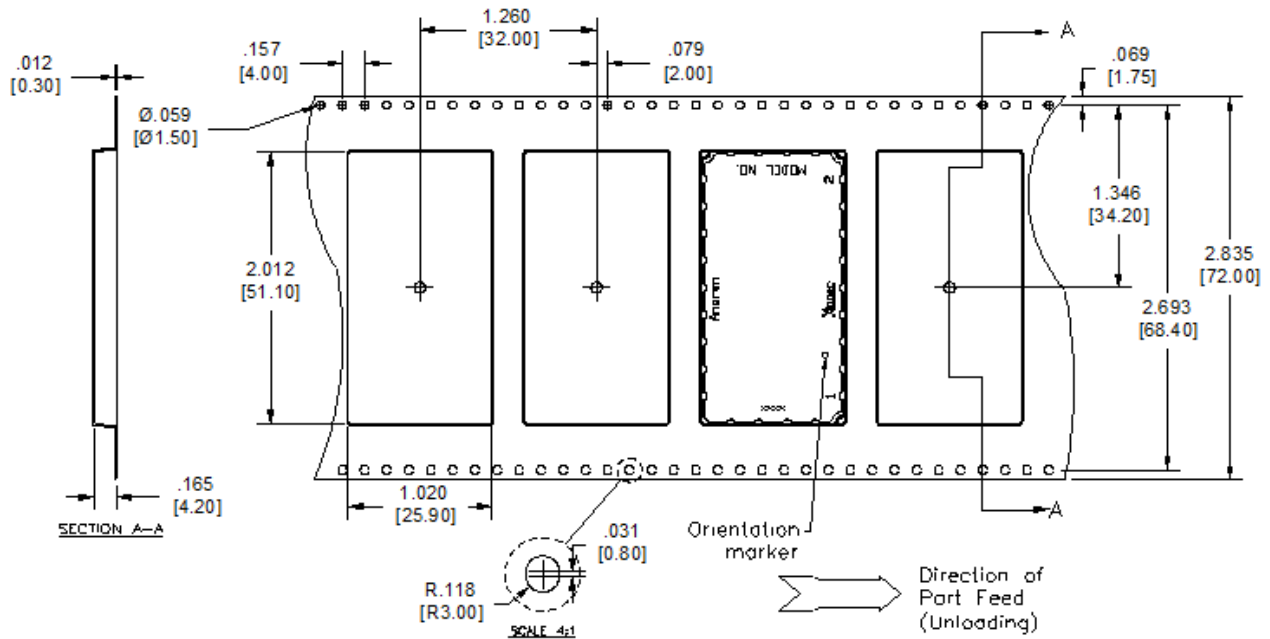


TABLE 1	
REEL DIMENSIONS (inches [mm])	
ØA	13.3 [333.0]
B	2.835 [72.0]
ØC	6.00 [152.4]
ØD	0.512 [13.0]

Contact us:  
[rf&s\\_support@ttm.com](mailto:rf&s_support@ttm.com)